



QUICK REFERENCE CARD

KEYBOARD CONTROLS

VIEWS

Forward Lockdown View	F1
Cockpit Slewable Mode (Padlock)	F2
External Slewable Mode	F3
External Camera Mode	F4
External Chase Plane	F5
External Delayed Chase Plane	F6
Remote- control / Fly- by View	F7
Target View	F8
Camera Rotate Left	F9
Camera Rotate Up	F10
Camera Rotate Down	F11
Camera Rotate Right	F12
Forward Lockdown View	KP 8
Back Lockdown View	KP 2
Left Lockdown View	KP 4
Right Lockdown View	KP 6
Forward/Up Lockdown View	KP 9
Forward/Down Lockdown View	KP 3
View Kneeboard (toggle)	KP 5
Kneeboard Page Up	KP 7
Kneeboard Page Down	KP 1
Glance Forward (in slewable mode)	KP /
Rotate Camera	Enter + Joystick
Zoom In	Z
Zoom Out	X

FLIGHT

Throttle min- max	1...0
Down- throttle	-
Up- throttle	+
Engine On/ Off	Tab
Autopilot Level	Shift- A
Autopilot Navigate	Alt- A
Autopilot Full	Ctrl- A
Disengage Autopilot	A
Rudder 25% left	,
Rudder 25% right	/
Center Rudder	.

TIME

Compress Time]
De- compress Time	[
Set Time Compression to 1:1	\
Pause Game	P or Pause

WEAPONS

Drop Bomb	B
Fire Rocket	R
Fire Guns	Spacebar
Unjam Guns	U

TARGETING

Target Next	N
Target Enemy	E
Target Friendly	F
Target Flight Member	M
Target Dogfight	D
Target Threat	T
Target Object	O
Target Nearest Landmark	L
Bail Out of Plane Without a Parachute (and Pray)	JJJ

JOYSTICK BUTTONS/HAT

VIEWS

- Cockpit Slewable Mode (F2) **Button 7**
- External Slewable Mode (F3) **Button 8**
- Camera Rotate (Enter) **Button 2**
- Forward Up Lockdown (KP 8) **Hat up**
- Right Lockdown (KP 6) **Hat right**
- Left Lockdown (KP 4) **Hat left**
- Back Lockdown (KP 2) **Hat down**
- (toggle between left shoulder / right shoulder)

TARGET

- Target Enemy (E) **Button 5**
- Target Dogfight (D) **Button 6**

WEAPONS

- Fire Gun(s) (Spacebar) **Trigger/Button 1**
- Drop Bombs (B) **Button 3**
- Fire Rockets (R) **Button 4**

SUPPORTS:

- Throttle
- Rudder
- Force Feedback Joystick

U.S. TECHNICAL SUPPORT

AUTOMATED TECHNICAL SUPPORT LINE



















1- 425- 644- 4343

Sierra On-Line offers a 24-hour Automated Technical Support line with recorded answers to the most frequently asked technical questions. To access this service, call (425) 644- 4343, and follow the recorded instructions to find your specific topic and resolve the issue. If this fails to solve your problem, you may still write or fax us with your questions, or contact us via our Web site.

Sierra On-Line
 Technical Support
 P. O. Box 85006
 Bellevue, WA 98015- 8506

Main: (425) 644- 4343
 Monday- Friday, 8:00 a. m. - 4:45 p. m. PST
 Fax: (425) 644- 7697

Legend

-  **German Aerodromes**
-  **Allied Aerodromes**
-  **German Infantry**
-  **Allied Infantry**
-  **German Supply Bases**
-  **Allied Supply Bases**
-  **Factories**
-  **Railway Stations**
-  **Bridges**
-  **Way Point**
-  **Villages**
-  **Towns**
-  **Cities**
-  **Forest**
-  **Railroads**
-  **Roads**
-  **Rivers**
-  **Front Line**



SIERRA®

