


LOST IN TOWN . . .

URBAN RUNNER

A man with long hair is shown from the chest up, holding a handgun. He is looking directly at the viewer. The background behind him is a dark, starry sky. The title 'URBAN RUNNER' is written in large, bold, yellow letters. Behind the letters is a silhouette of a city skyline with some buildings lit up. The overall scene is set against a dark, starry background.

SIERRA®

Contents

Installation	2
WELCOME TO THE URBAN JUNGLE	4
THE OPPOSING FORCES	6
THE CITY'S RESSOURCES	8
BECOME THE CENTRAL CHARACTER	10
The telephone, a real control panel	10
The cursors	12
The use of objects	13
Credits	16
Sierra customer service	18
Guarantee	21

Installation

Installation in Windows 3.1

1. Insert *Urban Runner* CD No. 1 into your CD drive.
2. Start Windows.
3. Click on File.
4. Select Run.
5. On the command line, type the letter corresponding to your CD drive, then SETUP.EXE. Click on Ok or press Enter. For example, if your CD drive is drive D, type D:\SETUP.EXE, click on OK or press Enter.
6. Follow the on-screen instructions.
7. Once the game is installed, you may be asked if you would like to scan the READ-ME file. This file contains the latest information from the most recent game tests. We highly recommend reading it.

Starting *Urban Runner* in Windows 3.1

1. Insert CD No. 1 into the CD-ROM drive.
2. Start Windows.
3. Double click on the game icon in the Sierra folder.

Installation in Windows 95

1. Start Windows 95.
2. Insert *Urban Runner* CD No. 1 into your CD-ROM drive.
3. If the game has not yet been installed, you will be asked if you wish to do so. To install, a Windows 95 box appears on the screen with two options: "Install" and "Cancel". Click on "Install" to install *Urban Runner*.
4. Follow the on-screen instructions.

Starting *Urban Runner* in Windows 95

1. Start Windows 95.
2. Insert (or reinsert) *Urban Runner* CD No. 1, 2, 3 or 4, depending on where you are in the game, into the CD-ROM drive. A Windows 95 box will appear on the screen with two options: "Start" and "Cancel". Click on "Start" to start or pick up where you left off.




"Mysterious murder in the sauna..."
 "The body of MARCOS, a drug trafficker, was found around 10:30 this morning by a baths attendant. Immediately alerted, the police quickly arrived at the scene of the crime. According to Inspector VAN DALE, officer in charge of the

case, this murder could be linked to a large-scale industrial scandal, promptly hushed up by mysterious and influential individuals. Could this be the beginning of a highly embarrassing affair?"

*This Friday's edition
 of the "Sierra Gazette"*


Welcome to the urban jungle

You are MAX, an American investigative reporter living in Paris. When the story opens, Max has set up a meeting with Marcos to negotiate an exchange of information for an incriminating roll of film. But when Max turns up, he finds the drug trafficker dead... murdered. This is the beginning of a hair-raising series of events, because MAX, now hounded by the cops for a crime he didn't commit, has also become a moving target for a gang of thugs, who are hot on his trail. There's only one thing he can do to clear his name: find the real killer, a killer who will stop at nothing to achieve his evil ends.



You are being followed relentlessly by unidentified enemies who will use any and all means to neutralise you (traps, anonymous phone calls, bombs, kidnapping...). Danger lurks in every shadow... Nowhere are you safe. Each time you escape, the situation only

seem to escalate. Not long after the chase begins, you will be joined by ADDA, as mysterious as she is seductive. She'll be willing to take on delicate missions for you, although she'll have her own share of nasty surprises to look forward to. With danger closing in on all sides, you'll have to stay cool and use all your ingenuity and cunning to solve a murder mystery jam-packed with dizzying twists and turns.



6

Max GARDNER

American investigative reporter. 35 years old. Has a good nose for news and makes it his business to hound corrupt politicians. In possession of an incriminating roll of film...

Hi, Old Buddy,
Everything's just fine with me, but I'd
still rather not show up at your next
place. For got a new hunch, mail and
see, it's great!
The babe that gives you this message
works for me. You don't need to worry
about giving her the developed films. But
keep your hands off... you old lecher!

See you soon,

Max**Adda WERTMULLER**

27 year old German ecology student. To finish her theses, becomes the part-time mistress of some pretty shady characters.

The opposing forces**Lev KEVORK**

Founder of the ELITE, a highly unethical and diabolical organisation, although as far as the public knows, officially created to stimulate the potential capabilities of individuals...

March 1st, 1996

I, the undersigned, Paul Lagrange, hereby acknowledge owing Antonio Marcos the sum of 200 000 dollars, to be paid back before April 1st, 1996 at midnight without further notice.

*Lagrange***Paul LAGRANGE**

The organisation's second in command. Ambitious young politician, who has a talent for putting a damper on any legal manoeuvres deployed against the ELITE.




Tony MARCOS

Third link in the chain. In charge of manufacturing medicinal substances in his laboratory, to meet the needs of the ELITE.



Dr Arielle DRAMISH

Doctor renowned for her research in biotechnology. The results of her work are vital to the Elite's clandestine operations...



Inspector Gaston VAN DALE

Aggressive and stubborn cop. Has become obsessed with arresting Max, the prime suspect in the murders of MARCOS and LAGRANGE.

The ERASER

LAGRANGE's right-hand man. Deals with all delicate missions: theft, kidnapping, surveillance operations...



The BODYGUARD

MARCOS' personal bodyguard. He's tailing you with only one thing in mind: get Max!



The city's resources



THE APARTMENT:

Our reporter enjoyed a peaceful life here, up until the moment he gets mixed up in this diabolical case... His home sweet home becomes dangerous ground.

THE SQUAT:

half workshop, half-junk shop, piled high with bric-a-brac, home to Denis DEQUERRE, known as D.D., one of Max's oldest friends. In brief... a refuge for Max who is running for his life.

THE BUENA VISTA HOTEL:

an oasis of relaxation, a haven of peace, unhoped-for respite from the noise and the fury. This is where Max's heart skips a beat on catching a first glimpse of the woman soon to become his devoted partner.

THE ZANZIBAR CLUB:

very private club where only top-level pool players gain access. Will Max get the opportunity to discover the secret passage leading to the alleyway?



MARCOS' OFFICE:

discrete hiding place for a safe containing all the proof of a bizarre plot.

THE CEMETERY:

where Max, taking advantage of a solemn occasion, gathers a little more information on a certain doctor.

THE LAB:


hidden in the heart of a bourgeois house, but accessible enough to allow Adda to conduct a fruitful search.

THE INSTITUTE:

the enemy's last entrenchment, containing a Secret Room housing the organisation's most sensitive data.


THE SAUNA:

A place where all the big shots come to relax and conduct business. For Max, it's the unexpected starting point of a desperate manhunt.



Become the central character

Your game screen comprises three sections:



- the telephone which appears if the cursor is moved to the top of the screen
- the central section where the adventure unfolds
- the command line which appears under the image

The telephone, a real control panel

There are six functions accessible by using the left button on the mouse to click on the desired icon.



MANAGEMENT : is used to "SAVE", "LOAD", "EXIT".

SAVE: when you click on this, the game status save positions appear. You can choose a line by moving "the lifts"; the name of the screen appears automatically. You can change it, if you wish.

LOAD: you can return to any saved position. You will find the game exactly as you saved it.

EXIT: Click on this function if you wish to exit the game.



JOKERS: you have three jokers (three clubs), which, can be called on to help you if you get stuck. If the icon displays "LISTEN TO THE JOKER AGAIN," you can do just that. More help is available when "ANOTHER

JOKER is displayed. **"NO JOKER"** means no help at this point. When you have gone through all your jokers (no more clubs), the icon is deactivated.



STORING CLUES: clues contain information vital to the investigation, without which the mystery can not be solved. As clues are discovered, they are automatically stored. If you haven't managed to find any clues, a **"MEMORY EMPTY"** message is displayed.

To access memory, use the left button on the mouse to click on the MEMORY icon. Then choose a clue from the list. The clue immediately appears in magnified form so that it can be easily examined.



INVENTORY OF OBJECTS: the inventory contains all the objects you have collected during your investigation. You can use them individually on the image, or combine them together.

To take an object from the inventory,

- fast mode: click anywhere using the right button on the mouse.
- normal mode: use the left button on the mouse to click on the INVENTORY icon. Then choose an object from the list. Your finger-cursor becomes an object-cursor.

To add an object (object-cursor) to the inventory:

- fast mode: click anywhere with the right button on the mouse.
- normal mode: click the object-cursor on the telephone's INVENTORY icon.

To combine objects from the inventory:

Some objects can be combined to create a new object. To do this, open the inventory in fast mode (click anywhere with the right button on mouse), then click on the desired object. It becomes an object-cursor. Then click the object-cursor on the telephone's

INVENTORY icon. The list of objects appears.

Click the object-cursor on the object you wish to combine. If the combination is possible, a new object is created and becomes part of the inventory.




THE MAGNIFYING GLASS:

magnifies objects from the inventory for examination.

Once the object has been selected from the inventory, click the object-cursor on the MAGNIFYING GLASS icon.

This allows you to turn objects around to examine both front and back. In this way, you can make out any writing (read a message, etc...), or manipulate objects with more precision.



OPTIONS: by default, the option box displays the % of progress made in the game. The MUSIC and ESCAPE options are displayed by clicking on the small "top" and "bottom" arrows.




- Music: allows music to be stopped or restarted at any point during the game.
- Escape: for cutting short video sequences.

The cursors

Moving the hand-cursor in the central section of the screen corresponds to an examining action.



 When the finger points, it is indicating noteworthy objects or places, the names of which appear on the command line.

When the hand turns into an **arrow**, it indicates the **directions of**

movement.



Left/Right

go under/go over



In front/behind

turn the wheel to the right/
to the left



When you examine magnified objects or clues, cursors appear which display the appropriate actions:

zoom in,



zoom out,



left rotation,




right rotation,



finger (zone of an object that can be activated),
accompanied by commentary on the command line.

The use of objects

To take a object from the image, click on it using the left button on the mouse; the finger-cursor turns into an object-cursor.





In this case: Clicking the right button of the mouse places the object in the INVENTORY.



Clicking the left button allows you to use the object within the image. "USE" then appears on the command line, followed by the name of the object, then the place or individual indicated by the cursor, e.g.: use KEY on DOOR. A left click is for action, a right click allows you to change your mind.

Depending on the context, "USE" indicates: give, show or activate.

The object must be placed in your inventory for subsequent use. To do this, click anywhere with the right button on the mouse, or click the object-cursor on the telephone's INVENTORY icon.

A propos of the introduction sequence

The story begins when Max, having arrived at the sauna for a clandestine meeting with Tony MARCOS, finds the gangster stone cold dead. Max panics, picks up the wrong locker key and is obliged to put on the gangster's clothes.

While hightailing it out of there, Max is spotted by the bodyguard. Dodging a hail of bullets, Max runs down corridors, climbs up an iron ladder and ends up on the roof. But Max can't shake the bodyguard and after running a tortuous course, all the while deftly avoiding lethal ricochets, he is forced to climb down into a disused factory .

You can discover Max's other possible movements by clicking the left or right button on the mouse at certain times.

Here are three key moments:

- at the bottom of the first staircase: click the left button and Max will go to the left instead of continuing to the right
- at the end of the corridor, after the killer falls, click the right button and Max will go right instead of left
- at the bottom of the iron ladder which goes down into the factory, click the left button and Max will go left instead of right.



Credits

SUPERVISION

Roland OSKIAN
Arnaud DELRUE

GAME PLAY

Muriel TRAMIS
Silvan Boris SCHMID
Jean-Marc VINCENT
Philippe LAMARQUE

PROGRAMMING

Herve DENIS
Valery CARPENTIER
Mathieu MARCIACQ


VISUAL EFFECTS

Yannick CHOSSE
Bruno QUINTIN
Fred CHAUVELOT

Jerome LAMOUREUX
Bruno DELANGLE

SOUNDTRACK

Herve LAVANDIER
Michel GOLGEVIT
Olivier RABAT
Francois MUSY
Bernard LEROUX
SMB sons
RAMSES



**THE FOLLOWING ALSO
PARTICIPATED:**

Magali Jallais
Jérôme Yermia
Fanette & Hèlène
Philippe Laroque
Isabelle Gely
Jérôme Peyrebrune
Alexis Bonnet
Karim La Vaullee
Christine Ferrer
Olivier Behra
Olivier Abele
Marc Elusse
Laurent Guibert
Marc Beauvais
Nathalie Tomasini
Sylvie Deldon
Henri Demonio
Philippe Naert
Sylvain Tetrel
Emmanuelle Quenot
Agnès Renaut
Benoît Gourley
Brigitta Scholtz
Claude Segard
Pascal Ricciari
Manuelle Mauger
Lionel Carre
René-Guy Tramis
Christian Sparrevohn
Charles Callet
Bertrand Hasnier
Marie-Thérèse Marciaq
Kendo
Martine Merliaud
Denis Besson
Jeff Rey
Kaki
Marta Thongsavarn
Françoise Glaser
Michel Guérin
Chantale Lamarque
Gina Lollia
Jean Paul Bruyelle
Félix Citer
Fred Dauptain

Céline Lerouge
Sabine David
Mike Carlisle
Josef Kluytsman
Michel Riochet & fils
Patrick Dumas
Fred Paris
Pierre Gilhodes
Emmanuel Chagnas
Laurent Jorda
Sabine Granier
Olivier Beaudelain
Matthias Schütze
Eva Kruse
Valérie Perruzza
Frédéric Tibout
Adrien Hermans
Michel Vinogradof
Marion Charrier
Studio Big Wheels
Patrick Poivey
Pierre-Alain de Guarrigue
Luc Bernard
Marie Vincent
Mark Blezinger
Martin Ploderer
Florian Schneider
Doug Kruse
John Marzili
Russ Fegn
David Pires
Georges Sinns
Rebecca Dowus

**Special thanks at Clichy city
and at the "Cité des Sciences
et de l'Industrie de la
Villette"**

SIERRA Customer service

SERVICES	NUMBERS	HOURS AVAILABLE
Customer/ Technical Support	(01734) 303 171	9 a.m. to 5 p.m. Monday - Friday
Customer Service Fax	(01734) 303 362	24 hrs.
Bulletin Board Service	(01734) 304 227	24 hrs Requires a modem.
Hintline (Older Games)	(01734) 304 004	24 hrs. Requires a touch tone phone Automated Service
New Hintline - UK only	0891 660 660*	24 hrs. Available in the UK only. Automated Service

* Costs 39p min. cheap rate, 49p at other times. Max. call length 7.5 mins, max. charge cheap rate £2.93, max. charge at other times £3.68 (UK only).

* Charges correct at time of printing.

For further information, please write to:

SIERRA

*Attention: Customer Service, 4 Brewery Court, Theale,
Reading, Berkshire RG7 5AJ - U.K.*

IMPLIED WARRANTIES LIMITED: SIERRA MAKES NO WARRANTY, EXPRESS OR IMPLIED, REGARDING THIS PRODUCT. Sierra disclaims any warranty that the software is fit for a particular purpose, AND ANY IMPLIED WARRANTY OF MERCHANTABILITY IS EXPRESSLY AND SPECIFICALLY DISCLAIMED, SOME STATES OR COUNTRIES DO NOT ALLOW LIMITATIONS ON WARRANTY, SO THE ABOVE LIMITATION MAY NOT APPLY TO YOU.

No consequential damages: Sierra shall not be liable for special, incidental, consequential or other damages, even if Sierra is advised of or aware of the possibility of such damages. This means that Sierra shall not be responsible or liable for lost profits or revenues, or for damages or costs incurred as a result of loss of time, data or use of the software, or from any other cause except the actual cost of the product. In no event shall Sierra's liability exceed the purchase price of this product. SOME STATES OR COUNTRIES DO NOT ALLOW THE EXCLUSION OR LIMITATION OF INCIDENTAL OR CONSEQUENTIAL DAMAGES, SO THE ABOVE LIMITATION OR EXCLUSION MAY NOT APPLY TO YOU.

You are entitled to use this product for your own use, but may not sell or transfer reproductions of the software manual or book to other parties in any way, nor rent or lease the product to others. You may use one copy of the product on a single terminal connected to a single computer. You may not network the product or otherwise install it on more than one computer or computer terminal at the same time.

WARRANTY CARD TO BE RETURNED (Please complete in capitals)

Here are 3 great reasons why you should return your coupon today:

- Any faulty disk is guaranteed for 90 days and will be exchanged within that period of time.
- Our Customer/Technical support - tel: (01734) 303 171 - will answer all your questions from Monday to Friday (9 am to 5 pm) and will solve your technical problems.
- We will regularly notify you of new releases, special offers, and competitions.

SURNAME

FIRST NAME CUSTOMER N°*

DATE OF BIRTH ADDRESS

TOWN POSTCODE

COUNTRY TEL

*Please indicate customer number if you already have one

COMPUTER

OPERATING SYSTEM

PERIPHERALS

PC MAC OTHER

MS/DOS WINDOWS

CD ROM PRINTER

OS/2 OTHER

MODEM SOUND CARD

TITLE OF PRODUCT PURCHASED :

DATE OF PURCHASE: Format: FLOPPY CD ROM

• Name of the store where you purchased the game: _____ Country: _____

• How did you hear about this product?

Presse Catalogue TV/Radio Friends Stores Other _____

• Which magazines do you read regularly ? (in order of preference)

COMPUTER-GAMING MAGAZINES

OTHER MAGAZINES


1 _____ 2 _____ 1 _____ 2 _____

3 _____ 4 _____ 3 _____ 4 _____



Affix
proper
postage

Sierra On-Line Ltd
4 Brewery Court,
Theale, Reading,
Berkshire RG7 5AJ
United Kingdom



S4200210206ZZ, English

© 1996 Sierra On-Line, Inc. ® and ™ designate trademarks of, or licensed to Sierra On-Line, Inc.
All rights reserved. Windows is a registered trademark of the Microsoft Corporation.