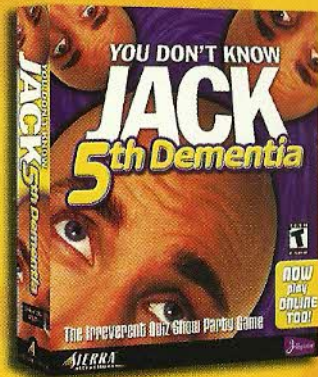


# Experience the 5th Dementia!

Welcome to 5th Dementia—where hilarity is the only law. **YOU DON'T KNOW JACK**® offers award-winning, lightning-fast, sarcastic trivia mayhem. Play by yourself, against opponents at the same PC or play opponents online. **YOU DON'T KNOW JACK**® 5th Dementia satisfies everyone from the socially inept to the social butterfly.




- 600 hilarious trivia questions
- Fast-paced, sarcastic mayhem
- Wildly funny themed episodes
- Play against friends at home or online

**SIERRA**

Call 1-800-757-7707 or visit your local retailer today. See our web site at [www.ydkj.com](http://www.ydkj.com).

©2001 Sierra On-Line, Inc. All Rights Reserved. Sierra and the "S" logo are trademarks of Sierra On-Line, Inc. All Rights Reserved.

YOU DON'T KNOW JACK is a registered trademark of Jellyvision, Inc.



Beat the  
Clock from the  
Classic TV Game Show

**SIERRA**

**ALL PLAY  
NO WORK**



S7120915

## Introduction

*"Keep your eye on this spot. You are about to see one celebrity and one contestant step into this circle, with a chance to win \$100,000 in less than a minute. Ladies and gentlemen, this is The \$100,000 Pyramid!"*

Try to get all the way to \$100,000 in this challenging version of the long-running popular game show, **The \$100,000 Pyramid™**.

You can play this game by yourself or with friends and family in front of your computer.

## Contents

Copyrights and trademarks .....	2
Minimum system requirements .....	2
Installing The \$100,000 Pyramid .....	3
Starting The \$100,000 Pyramid .....	3
Setting game options .....	4
Starting a new game .....	4
Signing in .....	5
Rules of the game .....	6
Specifying answers .....	7
Playing The \$100,000 Pyramid .....	8
The Basic Game .....	9
The Winner's Circle .....	12
Advancing to a higher pyramid .....	14
Playing a Party Play game .....	16
Getting technical support .....	19
Credits .....	22
License .....	25
The Sierra On-Line No-Risk Guarantee .....	27

## Copyrights and trademarks

The \$10,000 Pyramid, \$25,000 Pyramid, \$50,000 Pyramid, and \$100,000 Pyramid and The \$100,000 Pyramid logo are <sup>TM</sup> & © 2001 Basada, Inc. All Rights Reserved. Software and design ©2001 Sierra On-Line, Inc. All Rights Reserved.

## Minimum system requirements

You should have a system meeting or exceeding these requirements to play **The \$100,000 Pyramid<sup>TM</sup>**.

- ▲ Pentium II/233
- ▲ 4x CD-ROM drive
- ▲ 32MB RAM
- ▲ Windows 95, Windows 98, or Windows ME
- ▲ DirectX-compatible video card
- ▲ DirectX-compatible sound card
- ▲ Windows-compatible mouse

## Installing The \$100,000 Pyramid

1. Insert **The \$100,000 Pyramid<sup>TM</sup>** CD into your CD-ROM drive.
2. The AutoRun screen should appear; click Install to start the installation.
3. Follow the onscreen prompts to install the program.

If the AutoRun screen does not appear, click Run on the Windows Start menu. In the Run dialog box, type D:SETUP, where D is the letter of your CD-ROM drive, then click OK.

## Starting The \$100,000 Pyramid

*To start the game:*

1. Insert the CD. The CD-ROM is required to play the game.
2. Click the Windows Start menu, point to Programs, and point to \$100,000 Pyramid.
3. Click \$100,000 Pyramid to start the game.

An opening sequence plays. To skip this sequence and any other sequences in the game, press the Spacebar.

4. From the main menu, click New Game to start a new game, click Continue Game to continue a saved game, or click Game Options to set game options.

You can press Esc to bring up a game menu to change the game options or save and exit the game at any time during the game except when a game clock is running.

### Setting game options

You can select Game Options from the game menu to change several options in the game, such as whether to show text clues, the game volume to use, and more.

When you're done changing game options, select Return to Game.

### Starting a new game

To start a new game, select New Game from the main menu. There are three types of games you can play; to select a game, click the game name with your mouse.

**Single Player** Select this game if you will be playing by yourself. You'll play this game with a celebrity partner.

**Two Player** Select this game if you will play with another person. In this game, you and the other person will each play with a celebrity partner.

**Party Play** Select this game if you will be playing with three other people. In this game, you form two teams of two, and compete just like in the TV game show. For details on Party Play, see page 16.

### Signing in

When you start a new game, you'll need to sign in, choosing your name and picture. If there are several people playing on your computer, each player will need to sign in.

*To sign in:*

1. Type your name, and press Enter.

If there are several people playing, each player will need to type his or her name, and press Enter.

In Party Play, one person on each team signs themselves in, and then signs in for their partner.

2. Click on the picture you want to use to represent yourself.

Again, each player playing the game must pick a picture for themselves. You can only pick a picture no one else has picked.

3. If you're playing the Two Player game, each player selects a celebrity partner.



When everyone has signed in, you can see a description of the rules, also described below.

### Rules of the game

There are two different segments of the game: the Basic Game, and the Winner's Circle. In each segment, one player gives clues, and the other player tries to guess the answers.

In the Basic Game, you pick a category to play; there are six categories to choose from. There are seven words in each category that all relate to the category. Your partner will give you clues to try to get you to guess each word in the category.

For example, in the category "Floating Away," your partner might give you the clues "Huck Finn floated on this" or "Flat wooden thing that floats." If you guess RAFT, you get to go on to the next word (if you can't guess the word, you can press the Tab key to pass and get a new word). Other words in this category might be BUOY, PERSON, CORK, CAN, WOOD, and CANOE.

Players who win the Basic Game advance to the Winner's Circle. In the Winner's Circle, your partner gives you clues and you have to identify the category that describes them.

For example, your partner might give you the clues TAPE, SCISSORS, FOLDER, and NOTEBOOK. For this example, the category you're trying to guess would be THINGS ON A DESK. Or your partner might give you the clues IRON, HANGER, PLASTIC WRAP, and STEAM for the category THINGS YOU FIND AT THE DRY CLEANER.

### Specifying answers

It is not always necessary to specify exact answers; **The \$100,000 Pyramid™** will usually accept partial answers of one or more words. For example, if the answer is THINGS RELATED TO FISH, the answer FISH is sufficient. If the answer is THINGS YOU FIND IN A GARAGE, the answer GARAGE is sufficient.

## Playing The \$100,000 Pyramid

In **The \$100,000 Pyramid™**, you play a Single Player, Two Player, or Party Play game.

In the Single Player game, you and a celebrity partner play the Basic Game to try to advance to the Winner's Circle. If you get enough points in the Basic Game, you advance to the Winner's Circle, where you can try to win lots of money. (If you don't get enough points, the game ends.) After the Winner's Circle round ends, you play the Basic Game again, trying to advance to the Winner's Circle again to win more money.


In the Two Player game, each player teams with a celebrity partner to play the Basic Game. The team that gets the most points in the Basic Game is the winner of the game and advances to the Winner's Circle.

Party Play is played the same way as the Two Player game, except that the clues are given by the players instead of the computer, and the other team serves as judges. For instructions on how Party Play works, see page 16.

For more information on the Winner's Circle, see page 12.

## The Basic Game

In the Basic Game, you pick categories from a pyramid. Each category contains seven words; your partner tries to get you to guess as many words as you can before the time runs out.



In a Single Player game, you always get to select the category. In the Two Player or Party Play game, teams alternate choosing categories.

▲ To pick a category, click on the pyramid square for that category.

One of the squares on the pyramid contains a bonus category. If you pick the bonus category, you get a chance to play for bonus money or prizes.

The bonus categories are described below.

### **7-11 bonus category**

If you guess all seven words in the category, you get a bonus of \$1,100.

### **Mystery 7 bonus category**

In this category, the seven words you get are related to an unknown mystery category. If you guess all seven words, you'll win a Fantasy Prize, such as a whitewater rafting trip.

### **Gamble for Ten Grand bonus category**

In this category, you get less time on the clock. If you guess all seven words, you'll get an extra \$10,000!

*To play a category:*

1. Your partner gives you clues for the first word in the category. To make a guess, type your answer and press Enter.
  - ▲ If your answer is correct, you get one point, and your partner will start giving you clues for the next word.
  - ▲ If your answer is wrong, you'll stay on the same clue. You

can make another guess, or press the TAB key to pass to the next word.

2. Continue to guess until your time runs out or you get all seven words right.

You then pick another category (or the other team does, if you're playing the Two Player or Party Play game). In the Single Player game, one category is removed to represent the category another team would have picked, so you only play three categories.

You continue playing until all the categories are completed.

In the Single Player game, if you got enough points, you advance to the Winner's Circle. If you did not get enough points to advance, the game ends.

In the Two Player or Party Play game, only the team with the most points advances to the Winner's Circle. See the next page for rules on breaking a tie.

*Breaking a tie in a two player game*

If two teams are tied for the most points, a random new category is displayed, and the first team has a time limit to get as many correct answers as possible. The second team also gets a new category to try to answer, but if the first team got all seven answers correct, the time it took the first team to get all the answers is used as the starting clock for the second team.

The team to get the most answers right (or, if both teams got the same number of answers right, the team answering in the least amount of time) advances to the Winner's Circle.

#### The Winner's Circle

In a Single Player game, you advance to the Winner's Circle if you qualified by getting enough points in the Basic Game. In a Two Player or Party Play game, only the team that wins the Basic Game advances to the Winner's Circle.

The first time you enter the Winner's Circle, you play the \$5,000 pyramid. There are five pyramids in the game: \$5,000, \$10,000, \$25,000, \$50,000 and \$100,000. See "Advancing to a higher pyramid" on page 14 for details on advancing through the pyramids.

When playing a pyramid, you start at the bottom of the pyramid

and work your way up, from left to right and from bottom to top. Each square in the pyramid is worth progressively more (\$50, \$100, \$150, and so on), and the puzzles are increasingly difficult to guess.



#### *To play in the Winner's Circle:*

1. Your partner gives you clues to help you guess the first category. (See "Rules of the game" on page 6.)
2. To make a guess, type your answer, and press Enter. See "Specifying answers" on page 7 for more information.
  - ▲ If your answer is correct, you'll move to the next square in the pyramid.
  - ▲ If your answer is wrong, you'll stay on the same square. You can make another guess, or press the TAB key to pass to the next square in the pyramid.



3. Try to guess as many categories as possible before time runs out. You get money for each pyramid square you complete. If you complete the entire pyramid, you'll also get money for the pyramid value, and a chance to advance to a higher pyramid.

In the Single Player game, you again compete in the Basic Game, trying to get enough points to enter the Winner's Circle again.

In the Two Player or Party Play game, the game ends but the winner can continue to play; see "Ending the Game" on the next page.

#### Advancing to a higher pyramid

You must complete the five pyramids in the game in order: \$5,000, \$10,000, \$25,000, \$50,000 and \$100,000. To advance to the next pyramid, you must have completed the previous pyramid. If you did not complete a pyramid, you can only replay the previous pyramid the next time you enter the Winner's Circle.

In a Single Player game, in addition to completing the previous pyramid, you must also get enough points in the Basic Game to qualify to try the next level of pyramid. You cannot skip pyramids.

In the Two Player or Party Play game, in addition to completing the previous pyramid, you must beat the other team in the Basic Game to advance to the Winner's Circle and play the next pyramid. If you do not beat the other team, you will have lost, and your winnings and pyramid progression are reset.

#### Ending the game

The game ends differently depending on whether you're playing by yourself or with two players.

##### *Single Player*

In the Single Player game, the game ends if you fail to get enough points to enter the Winner's Circle, or if you win the \$100,000 pyramid.

At the end of the game, you can start a new game or quit. If you start a new game, you begin at the \$5,000 pyramid once again.

##### *Two Player and Party Play*

In the Two Player and Party Play games, the game ends after you have played the Basic Game and the winner of the Basic Game has played the Winner's Circle.

If your team won the game, you have the option to continue playing (with the same opponents or new ones). When you continue playing, your pyramid progression (which pyramids you have completed) is retained, so you can try to advance to higher pyramids.

To continue your game later, select Save and Exit. You can continue the game the next time you play **The \$100,000 Pyramid™** by clicking Continue Game at the main menu you see when you start the game.

### Playing a Party Play game

In a Party Play game, four people play on your computer as two teams of two.

The game is played identically to the regular game (see "Playing The \$100,000 Pyramid" on page 8), except that you and your partner provide the clues (instead of getting them from celebrity partners on the computer).

In Party Play, the answers appear on the screen, and one player on each team gives clues to his or her partner, while the other team acts as judges, as described below.

### *To play the Party Play game:*

1. One player on a team (the clue-giver) looks at the screen, and his or her partner (the guesser) faces away from the screen.
2. When an answer appears, the clue-giver gives clues to the guesser, and the guesser can make as many guesses as he or she likes.
3. The other team listens for the correct answer. Note that as in the regular game, any part of the correct answer is acceptable (see "Rules of the game" on page 6).
  - ▲ If the guesser guesses the answer, a judge from the other team presses the Spacebar, and the next answer appears.
  - ▲ If the clue-giver gives an inappropriate clue (a clue containing the answer itself or any part of the answer), the other team should pass to the next answer by pressing the Shift key. The team who's guessing gets no points for that answer and does not get a new answer to replace it.
4. If the guesser wants to pass to another puzzle, he or she can say "Pass"; the clue-giver then presses the Tab key to move to the next answer.

### *Rules for giving clues in the Party Play game*

- ▲ In the Basic Game, you can use gestures as well as giving clues. In the Winner's Circle, however, gestures are not allowed. (This is how the original game show is played; feel free to change this rule to allow or restrict gestures as you prefer to play.)
- ▲ It is illegal to say any part of the answer. For example, if the desired answer is NUT, the clue-giver could not say the word PEANUT, HAZELNUT, or NUTTY. Note that words with the same letters but a completely different meaning (like NUTRITIOUS) are acceptable. Another example: If the desired answer is THINGS YOU COOK, you couldn't say COOKING, but you could say COOKIES.
- ▲ The judges' decisions are final!

### Getting technical support

#### *North America*

Sierra On-Line offers a 24-hour automated technical support line with recorded answers to the most frequently asked technical questions. To access this service, call (425) 644-4343, and follow the recorded instructions to find your specific topic and resolve the issue. If this fails to solve your problem, you may still write, or fax us with your questions, or contact us via our Web site.

Sierra On-Line  
Technical Support  
P.O. Box 85006  
Bellevue, WA 98015-8506

Main: (425) 644-4343  
Monday-Friday, 8:00 a.m.- 4:45 p.m. PST  
Fax: (425) 644-7697  
[www.sierra.com](http://www.sierra.com)  
[support@sierra.com](mailto:support@sierra.com)

*United Kingdom*

Havas Interactive offers a 24-hour Automated Technical Support line with recorded answers to the most frequently asked technical questions. To access this service, call (0118) 920-9111, and follow the recorded instructions to find your specific topic and resolve the issue. If this fails to solve your problem, you may still write, or fax us with your questions or contact us via our Internet or CompuServe sites.

Havas Interactive  
2 Beacontree Plaza,  
Gillette Way,  
Reading, Berkshire  
RG2 0BS United Kingdom

Main: (0118) 920-9111  
Monday-Friday, 9:00 a.m. - 5:00 p.m.  
Fax: (0118) 987-5603  
[www.sierra-online.co.uk](http://www.sierra-online.co.uk)

*France*

Havas Interactive France  
32, Av de l'Europe  
Bât Energy 1 (2e étage)  
78 140 VELIZY-Villacoublay  
France

Téléphone: 01-30-67-90-50  
Lundi au Jeudi de 10h à 19h  
Vendredi de 10h à 18h  
Fax: 01 30 67 90 65  
[www.sierra.fr](http://www.sierra.fr)

*Germany*

Havas Interactive  
Robert-Bosch-Str. 32  
D-63303 Dreieich  
Deutschland

Tel: (0) 6103-99-40-40  
Montag bis Freitag von 10 - 19Uhr  
Fax: (0) 6103-99-40-35  
Mailbox: (0) 6103-99-40-35  
[www.sierra.de](http://www.sierra.de)

### *Spain*

Havas Interactive España  
NUESTRA SEÑORA DE VALVERDE Nº 23  
28034 MADRID

### *Spain*

Tech Support Teléfono: 91 735 34 37

Soporte técnico de lunes a Viernes  
de 09:30 a 15:00 y de 16:00 a 18:30

[www.havasinteractive.es](http://www.havasinteractive.es)

Soporte Técnico: [soporte@havasinteractive.es](mailto:soporte@havasinteractive.es)

Comercial: [comercial@havasinteractive.es](mailto:comercial@havasinteractive.es)

### *Italy*

Contattare il vostro distributore.

## Credits

### *Hypnotix, Inc.*

Executive Producer - Michael Taramykin

Art Director - Jason Shenkman

Programming - Thomas L. Kirchner, Michael Robert Hausman

3D Art - John Philip Sousa, Chris Fram

Character Animation - Steven Rivera

2D Art - Sue McLoughlin, John Patterson, John Gaertner, John Trumbull

Ink/Paint - Peter Sfat, Joe Miller

Sound Effects - Green Street Studios

### *Sierra On-Line, Inc.*

Business Unit Manager - Stephen Van Horn

Producer/Lead Designer - Joey MacArthur

Associate Producer/Designer - Cara Ely

Vice President of Marketing - Barbara Schwabe

Sr. Product Brand Manager - John Friederich

Associate Brand Manager - Heidi McCory

Licensing Manager - Steve Epstein

Legal - Nancy Rinehart

Quality Assurance Director - Gary Stevens

Quality Assurance Supervisor - Ken Eaton

Lead Quality Assurance Tester - Craig Bradford

Account Manager, Packaging - Melissa Farmin

Senior Designer, Packaging - Shane DeBoer

Copywriter, Packaging - Christa Phillips

Manual written and designed by Dana Armstrong

Original Music composed and performed by Rob Warren & Erle McCan of  
Lemon Cello Music

Voice Talent - John Armstrong, Ian Bell, Cara Ely, Basil Harris,  
Jenna Hawkins

Writers - Ian Bell, Cara Ely, Steve Epstein, Joel Lueders, Jocy MacArthur,  
John Moe

Audio Engineers - Mike Caviezel, Craig Utterback

Special thanks to Mark Caplan, Sony Pictures Consumer Products

## License

**YOU SHOULD CAREFULLY READ THE FOLLOWING END USER LICENSE AGREEMENT BEFORE INSTALLING THIS SOFTWARE PROGRAM. IF YOU DO NOT AGREE WITH THE TERMS OF THIS AGREEMENT, YOU MAY NOT INSTALL THE SOFTWARE AND MUST IMMEDIATELY RETURN IT FOR A REFUND FROM YOUR VENDOR OR SIERRA.**

This software program, any printed materials, any on-line or electronic documentation, and any and all copies and derivative works of such software program and materials (the "Program") are the copyrighted work of Sierra On-Line, Inc., its subsidiaries, licensors and/or its suppliers. All use of the Program is governed by the terms of the End User License Agreement which is provided below ("License Agreement"). The Program is solely for use by end users according to the terms of the License Agreement. Any use, reproduction or redistribution of the Program not in accordance with the terms of the License Agreement is expressly prohibited.

### END USER LICENSE AGREEMENT

1. **Limited Use License.** Sierra On-Line, Inc. ("Sierra") hereby grants, and by installing the Program you thereby accept, a limited, non-exclusive license and right to install and use one (1) copy of the Program for your use on either a home or portable computer. You may not network the Program or otherwise install it or use it on more than one computer at a time. The Program is licensed, not sold. Your license confers no title or ownership in the Program. You may only use the Program for lawful purposes.

2. **Ownership.** All title, ownership rights and intellectual property rights in and to the Program and any and all copies thereof (including but not limited to any titles, computer code, data, themes, objects, characters, character names, stories, text, dialog, catch phrases, locations, concepts, artwork, animations, sounds, musical compositions, audio-visual effects, methods of operation, moral rights, any related documentation, and "applets" incorporated into the Program) are owned by Sierra or its licensors. The Program is protected by the copyright laws of the United States, international copyright treaties and conventions and other laws. All rights are reserved. The Program may contain certain licensed materials and Sierra's licensors may act to protect their rights in the event of any violation of this Agreement.

#### 3. Responsibilities of End User.

A. Subject to the grant of license hereinabove, you may not, in whole or in part, copy, photocopy, reproduce, translate, reverse engineer, derive source code from, modify, disassemble, decompile, or create derivative works based on the Program, or remove any proprietary notices or labels on the Program without the prior consent, in writing, of Sierra.

B. The Program is licensed to you as a single product. Its component parts may not be separated for use on more than one computer.

C. You are entitled to use the Program for your own personal use, but you are not entitled to:

(i) sell or transfer reproductions of the Program to other parties in any way, nor to rent, lease or license the Program to others;



(ii) exploit the Program or any of its parts for any commercial purpose including, but not limited to, use at a cyber cafe, computer gaming center or any other network or location-based site; or  
(iii) host or provide matchmaking services for the Program or emulate or redirect the communication protocols used by Sierra in the network feature, if any, of the Program, through protocol emulation, tunneling, modifying or adding components to the Program, use of a utility program or any other techniques now known or hereafter developed, for any commercial purpose including, but not limited to commercial network play over the Internet, network play utilizing commercial gaming networks or as part of content aggregation networks.

D. You must back-up to another secure location, on a regular basis, any data files concerning your use of the Program as Sierra has no liability for lost or corrupted data.

4. Program Transfer. You may permanently transfer all of your rights under this License Agreement, provided the recipient agrees to the terms of this License Agreement and you agree to remove the Program from your home and/or portable computer.

5. Termination. This License Agreement is effective until terminated. You may terminate the License Agreement at any time by destroying the Program. Sierra may, at its discretion, terminate this License Agreement in the event that you fail to comply with the terms and conditions contained herein. In such event, you must immediately destroy the Program.

6. Export Controls. The Program may not be re-exported, downloaded or otherwise exported into (or to a national or resident of) any country to which the U.S. has embargoed goods, or to anyone on the U.S. Treasury Department's list of Specially Designated Nationals or the U.S. Commerce Department's Table of Denial Orders. By installing the Program, you are agreeing to the foregoing and you are representing and warranting that you are not located in, under the control of, or a national or resident of any such country or on any such list.

7. Limited Warranty. SIERRA EXPRESSLY DISCLAIMS ANY WARRANTY FOR THE PROGRAM. THE PROGRAM IS PROVIDED "AS IS" WITHOUT WARRANTY OF ANY KIND, EITHER EXPRESS OR IMPLIED, INCLUDING, WITHOUT LIMITATION, THE IMPLIED WARRANTIES OF MERCHANTABILITY, FITNESS FOR A PARTICULAR PURPOSE, OR NON-INFRINGEMENT. ANY WARRANTY AGAINST INFRINGEMENT THAT MAY BE PROVIDED IN SECTION 2-312(3) OF THE UNIFORM COMMERCIAL CODE AND/OR IN ANY OTHER COMPARABLE STATE STATUTE IS EXPRESSLY DISCLAIMED.

The entire risk arising out of use or performance of the Program remains with you, however Sierra warrants up to and including 90 days from the date of your purchase of the Program that the master disk on which the Program is furnished shall be free from defects in material and workmanship. In the event that the master disk proves to be defective during that time period, and upon presentation to Sierra of proof of purchase of the defective Program, Sierra will at its option 1) correct any defect, 2) provide you with a product of equal or lesser value, or 3) refund your money.

8. Limitation of Liability. NEITHER SIERRA, ITS PARENT, SUBSIDIARIES, AFFILIATES OR LICENSORS SHALL BE LIABLE IN ANY WAY FOR LOSS OR DAMAGE OF ANY KIND RESULTING FROM THE USE OF THE PROGRAM INCLUDING, BUT NOT LIMITED TO, LOSS OF GOODWILL, WORK STOPPAGE, COMPUTER FAILURE OR MALFUNCTION, DATA LOSS, DATA CORRUPTION OR ANY AND ALL OTHER COMMERCIAL DAMAGES OR LOSSES. Some states do not allow the exclusion or limitation of incidental or consequential damages, or allow limitations on how long an implied warranty lasts, so the above limitations may not apply to you.

9. Equitable Remedies. You hereby agree that Sierra would be irreparably damaged if the terms of this License Agreement were not specifically enforced, and therefore you agree that Sierra shall be entitled, without bond, other security, or proof of damages, to appropriate equitable remedies with respect to breaches of this License Agreement, in addition to such other remedies as Sierra may otherwise have available to it under applicable laws.

10. Miscellaneous. This License Agreement shall be deemed to have been made and executed in the State of Washington, and any dispute arising hereunder shall be resolved in accordance with the law of the State of Washington. You agree that any claim asserted in any legal proceeding by one of the parties against the other shall be commenced and maintained in any state or federal court located in the State of Washington, King County, having subject matter jurisdiction with respect to the dispute between the parties. This License Agreement may be amended, altered or modified only by an instrument in writing specifying such amendment, alteration or modification, which is executed by both parties. In the event that any provision of this License Agreement shall be held by a court or other tribunal of competent jurisdiction to be unenforceable, such provision will be enforced to the maximum extent permissible and the remaining portions of this License Agreement shall remain in full force and effect.

You hereby acknowledge that you have read and understand the foregoing License Agreement and agree that the action of installing the Program is an acknowledgment of your agreement to be bound by the terms and conditions of the License Agreement contained herein. You also acknowledge and agree that this License Agreement is the complete and exclusive statement of the agreement between Sierra and you and that the License Agreement supersedes any prior or contemporaneous agreement, either oral or written, and any other communications between Sierra and you including any inconsistent written license agreement or on-line help accompanying the Program.

## The Sierra On-Line No-Risk Guarantee

**The Promise:** We want you to be happy with every Sierra On-Line product you purchase from us. Period. If for any reason you're unhappy with the Program, return it within 90 days of your purchase for an exchange or a full refund.

**The Only Catch:** You've got to tell us why you don't like the Program. Otherwise, we'll never get any better. Send the Program back to us within 90 days of your purchase, postage prepaid, along with your original, dated sales receipt and we promise we'll make things right.

**Disk and or Manual Replacement:**

Sierra On-Line Fulfillment  
4100 West 190th Street  
Torrance, CA 90504

**Product Returns:\***

Sierra On-Line Returns  
4100 West 190th Street  
Torrance, CA 90504

(\*Returns valid in North America only.)

**NOTE:** To replace defective CD-ROM(s) please send all CD-ROM(s) and a copy of your dated sales receipt to the above fulfillment address, if less than 90 days from your purchase. After 90 days from your purchase, for replacement of defective Programs, you must also include a \$10.00 check payable to Sierra On-Line, Inc. for shipping and handling fees along with all CD-ROM(s). For replacement Program documentation, you must include a \$5.00 check payable to Sierra On-Line, Inc. for shipping and handling fees and a photocopy of the jewel case from the Program. Payment must be made at the time of your request. Sorry, no credit cards. Returns to this address valid in North America only.

Any other trademarks are the property of their respective owners. ® designates trademarks registered in the USA which may be registered in certain other countries.